


Mini F56 Under Tray Fitting Instructions

Tools Required:

- 8mm Socket

Kit Contents:


- 1x AIRTEC Motorsport Under Tray for Mini F56




PLEASE THOROUGHLY READ THESE INSTRUCTIONS AND MAKE SURE YOU ARE FAMILIAR
WITH THE STEPS BEFORE CARRYING THEM OUT

Instructions:

1. Start by removing the 14 8mm screws as shown. The fixings will be reused to mount the AIRTEC Motorsport under tray.



2. With the original under tray and new under tray together, swap the original fixings, as shown.



3. Finally, refit the under tray as shown below using the original fixings.

