

Honda Civic Type R FK8 Crossover Fitting Instructions

Tools Required:

- Ratchet and Socket Set
- Jubilee Clip Flexi-Driver or Flat-Blade Screwdriver

Kit Contents:


- 1x AIRTEC Motorsport Crossover
- 1x Pro Hoses silicone connector to fit **original air box or aftermarket induction kit**
- 1x Pro Hoses Silicone connector to fit **AIRTEC Motorsport induction kit – only ONE connector required**
- 2x 90mm Jubilee Clips
- 2x M6x10mm bolts
- 1x M6 threaded spacer



PLEASE THOROUGHLY READ THESE INSTRUCTIONS AND MAKE SURE YOU ARE FAMILIAR WITH THE STEPS BEFORE CARRYING THEM OUT

Instructions:

1. First, remove the silicone hose attached to the original crossover pipe by loosening the two clamps and pulling the hose free.




2. Undo the two 8mm bolts and two 10mm bolts holding on the pipework to the original crossover.




3. Undo the 10mm bolt holding the top of the crossover to the engine.





4. Undo the two 10mm bolts holding the wiring harness on to the side of the crossover.



5. Disconnect the actuator plug and unclip the vacuum line so that you can move the wiring harness away from the crossover to gain easier access to the bolts connecting it to the turbo.




6. Undo the two 12mm bolts holding the crossover to the turbo and then lift it out the engine bay. Make sure to retain the gasket as this will be reused when fitting your new crossover.




7. Install the supplied threaded spacer onto the top hole on the left-hand side of your new AIRTEC Motorsport crossover before fitting.



8. Transfer the gasket from the original crossover onto your new AIRTEC Motorsport crossover and then fit to the car reusing the original bolts. You can then bolt the wiring loom back onto the crossover using the original fixings.



9. Attach the pipework removed in Step 2 back onto the crossover, however fit the two supplied M6x10mm bolts to attach the upper pipework.



10. Finally, fit **one** of the two supplied Pro Hoses connectors to suit your application with the supplied jubilee clips.

