


Mondeo Mk3

Front Mount Intercooler

Fitting Instructions




1. Jack up Vehicle and install Axle stands, then remove under trays.
2. Remove Original Ford front grill & headlights, to remove front headlights pull metal tabs upwards as shown in picture.




3. Now remove the airflow snorkel.



4. To remove old intercooler undo the two 10mm bolts as shown the picture below.




5. Now you need to cut a small section of the original Intercooler cradle about 20mm, this is so the new intercooler can be installed without removing front bumper. You can still re-fit original Intercooler, as this trimming does not affect the mounting holes of original Intercooler.




6. Just before fitting new the Intercooler you will need to remove two torx bolts located either side of the front panel, this is where the Intercooler side brackets will locate at a later stage.



7. Undo the two bonnet catch bolts and loosely attach the two long stainless intercooler brackets




8. Now install the new Intercooler from underneath and loosely connect the two long stainless top brackets, do not tighten at this stage.




9. Time to attach the side brackets and spacers, this is how the bracket should look just before fitting.



10. The Alloy spacer will fit into the recess of the front panel where you can then loosely tighten the bracket, the slot on the bracket will then line up to the slot on the Intercooler, again loosely tighten.



11. Now re-install snorkel, with the Intercooler not 100% tight this will be a little easier.



12. Now once happy with position of Intercooler tighten.

13. Once Intercooler is tight, re-connect boost pipes, if using original ford pipes these may need loosening and twisting round to line up with intercooler outlets, in some cases it may be best to cut a small amount of the ends. If you do cut any pipes make sure you have plenty to be able to reach intercooler once cut!

14. Replace headlamps and under trays.

If you need any additional help with fitting, please call us on 01375 850062 during normal office hours.